

Personal account Guidelines

THE MANUAL INCLUDES “WALLETS” SECTION

Table of contents

1. Dashboard.....	2
2. Wallet.....	4
2.1 Balance.....	4
2.1 Moneyflow.....	4
2.1.1 Deposit.....	4
2.1.2 Withdrawal.....	5
2.1.3 Transfer.....	5
2.1.4 Transaction status.....	5
2.2 Orders.....	7
2.3 Send request.....	7
2.3.1 Deposit.....	8
2.3.2 Exchange.....	9
2.3.3 Withdrawal.....	11

1. Dashboard

On the dashboard is presented a brief summary of transactions from all sections of your personal account. Here you can see 3 tables.

This table shows the amount of funds on all of your accounts.






TOTAL BALANCE

Currency	Total	Available
EUR	46.27	15.27
TIM	35.42	13.28

Table №2 – Displays the last few transactions. Here you can see withdrawal, exchange and deposit operations. It contains the date and time, transaction type, amount, etc.

LAST WALLET OPERATIONS

Withdrawals, deposits, exchanges

2022-06-22 22:49:08	 Processing	market / BUY 5.00 TIM
2022-06-16 07:25:01	 Completed	market / BUY 0.95 EUR
2022-06-16 07:24:15	 Completed	Deposit 0.95 TIM
2022-06-16 06:48:01	 Completed	market / BUY 3.78 EUR
2022-06-16 06:47:23	 Completed	Deposit 3.78 TIM

1. Date and time;
2. Status (Learn more below);
3. Operation type ;
4. Operation amount;
5. Operation currency.

The following table shows a different kind of the operations. In this table, you can see transfers (to other accounts within Timau Space), as well as deposit and exchange of funds (together). Displays the transaction number, date, transaction type, etc.

LAST OPERATIONS IN MERCHANT SECTION

Transactions, payments

ID	Date	Operation type	Amount	Status
3006062022451	2022-06-06 11:48:24	Transfer to Arbytech	200.00 EUR	Completed
3013042022427	2022-04-13 18:59:17	Transfer to The walking zombie: Dead city	1.00 TIM	Completed
4025012022505	2022-01-25 14:57:45	Deposit and exchange	7.00 EUR	Completed
4025012022504	2022-01-25 14:39:47	Deposit and exchange	6.00 EUR	Created
4025012022503	2022-01-25 14:37:08	Deposit and exchange	5.00 EUR	Created

1. Transaction ID;
2. Transaction date and time;
3. Transaction type;
4. Transaction amount;
5. Status (Learn more below).

2. Wallet

2.1 Balance

The table is intended for tracking the funds on each account. Here you can find the amount of available and reserved funds, and also a full balance on your account.

Balances

Currency	Total	Reserved	Deposit	Available
EUR	46.27	31.00	-	15.27
TIM	35.42	22.14	14.69	13.28

1. Type of funds;
2. Total balance on the account;
3. Reserved funds;
4. Funds to be added after processing the request;
5. Available balance.

2.1 Moneyflow

2.1.1 Deposit

This table shows income for each account in your wallet. In the table below you can find date and time, amount of income and currency. The status is also presented. Learn more about the statuses below.

Moneyflow

Deposit Withdrawal Transfer

Month Week Day All time

ID	Date	Type	Amount	Currency	Status
30160620224752	2022-06-16 07:24:15	Deposit	0.95	TIM	Completed
30160620224712	2022-06-16 06:47:23	Deposit	3.78	TIM	Completed
30160620224702	2022-06-16 06:41:33	Deposit	1.89	TIM	Completed
30160620224692	2022-06-16 06:33:52	Deposit	0.95	TIM	Completed
30140620224592	2022-06-14 07:55:17	Deposit	2.08	TIM	Completed

1. Transaction ID;
2. Date and time of transaction;
3. Type of transaction;
4. Transaction amount;
5. Currency type;
6. Status (Learn more below).

2.1.2 Withdrawal

In the withdrawal table you can find all transactions you made related to withdrawal from your account.

Moneyflow

Deposit	Withdrawal	Transfer	Month	Week	Day	All time
ID	Date	Type	Amount	Currency	Status	TXID
70110720222403	2022-07-11 11:45:57	Withdrawal	6.00	EUR	Declined	

1. Transaction ID;
2. Date and time;
3. Transaction type;
4. Withdrawal amount;
5. Currency type;
6. Status (Learn more about this below);
7. Transaction ID.

2.1.3 Transfer

In this table you can see all transfers you made. In the table below you can find the date and time, type of the deal, amount and currency of the transfer. The status and recipient are also presented.

Moneyflow

Deposit	Withdrawal	Transfer	Month	Week	Day	All time
ID	Date	Type	Amount	Original	Recipient	Status
60110720222404	2022-07-11 11:47:50	Transfer	5.00 TIM	5.00 TIM	0x05973e3f056Cd89508e60B32d0FF57a80cfD57F9	Completed
60290420222329	2022-04-29 14:44:48	Transfer	3.00 TIM	3.00 TIM	0x05973e3f056Cd89508e60B32d0FF57a80cfD57F9	Completed
60290420222327	2022-04-29 14:36:31	Transfer	8.00 TIM	8.00 TIM	0x05973e3f056Cd89508e60B32d0FF57a80cfD57F9	Completed
60290420222325	2022-04-29 14:20:18	Transfer	7.00 TIM	7.00 TIM	0x05973e3f056Cd89508e60B32d0FF57a80cfD57F9	Completed

1. Transaction ID
2. Date and time
3. Type of the transaction
4. Transfer amount
5. Original currency and amount
6. Recipient wallet number
7. Status

2.1.4 Transaction status

Created

-Transaction request created.

Not confirmed

- Transaction request has not received a confirmation yet.

Processing

- Transaction request is processing.

Completed

- Transaction successfully completed.

Failed

- Some problems with transaction arose

Declined

- Transaction was canceled.

2.2 Orders

In this table you can find all transactions you made, date and time, amount of funds, type of placed order, commission fee. To learn more about the transaction, click "+".

Exchange List

+ New exchange

Month Week Day All time

ID	Date	Asked From	Asked To	Type	Exchange rate	Executed From	Executed To	Returned	Fee	Status
30110720224994	2022-07-11 11:55:02	1.89 TIM	1.89 EUR	market	1	1.89 TIM	1.85 EUR	0.00 TIM	0.03 EUR	Completed
30110720224984	2022-07-11 11:52:02	0.95 TIM	0.95 EUR	market	1	0.95 TIM	0.93 EUR	0.00 TIM	0.01 EUR	Completed
30110720224974	2022-07-11 11:51:01	0.95 TIM	0.95 EUR	market	1	0.95 TIM	0.93 EUR	0.00 TIM	0.01 EUR	Completed
10060720221192	2022-07-06 05:16:21	3.78 TIM	3.78 EUR	market	1	3.78 TIM	3.70 EUR	0.00 TIM	0.00 EUR	Completed
10060720221190	2022-07-06 05:12:31	1.89 TIM	1.89 EUR	market	1	1.89 TIM	1.85 EUR	0.00 TIM	0.00 EUR	Completed

10Showing 1 to 5 of 5 records< 1 >

1. Order ID
2. Date and time of sending an order placement request
3. Original amount.
4. An equivalent amount of received currency due to a deal.
5. Selected order type
6. The desired exchange rate for the order
7. Debited amount due to a transaction
8. Deposited amount due to a transaction.
9. Returned funds
10. Amount of a commission fee
11. Transaction status

2.3 Send request

Send Request

Please select a request type below

↑ Deposit

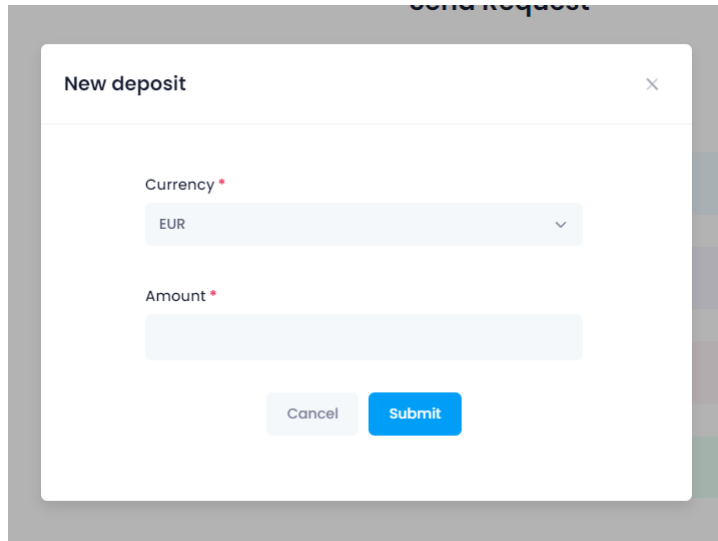
↔ Exchange

→ Transfer

↓ Withdrawal

2.3.1 Deposit

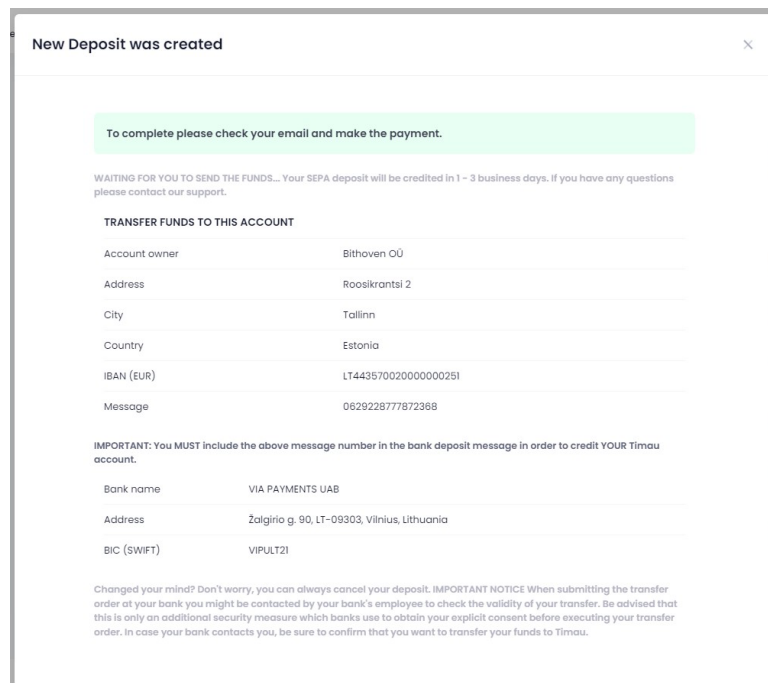
You can top up your account by transferring funds from your bank account. You must enter the amount and select the currency.



And then click the “Submit” button.



Now you see bank details, using which you can top your wallet up. You need to check your mail and make a deposit.



TRANSFER FUNDS TO THIS ACCOUNT	
Account owner	Bithoven OÜ
Address	Roosikrantsi 2
City	Tallinn
Country	Estonia
IBAN (EUR)	LT443570020000000251
Message	062922877872368

IMPORTANT: You MUST include the above message number in the bank deposit message in order to credit YOUR Timau account.

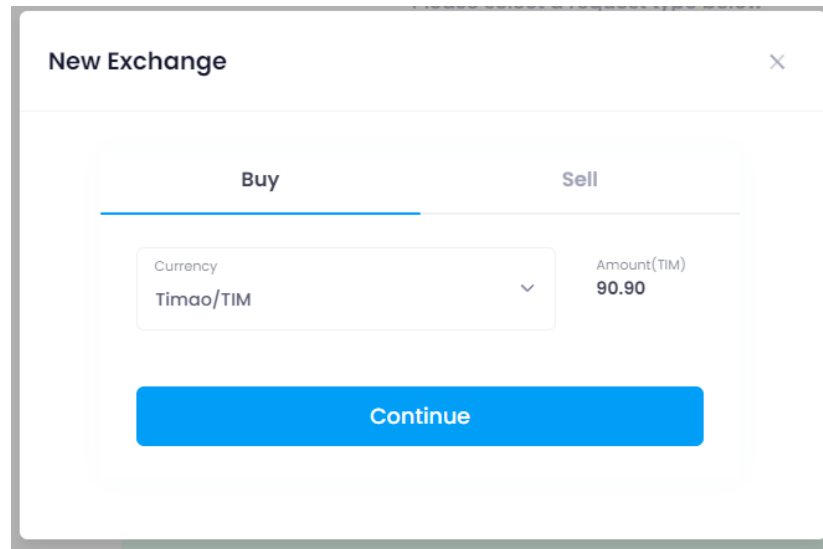
Bank name	VIA PAYMENTS UAB
Address	Žalgirio g. 90, LT-09303, Vilnius, Lithuania
BIC (SWIFT)	VIPULT21

Changed your mind? Don't worry, you can always cancel your deposit. **IMPORTANT NOTICE** When submitting the transfer order at your bank you might be contacted by your bank's employee to check the validity of your transfer. Be advised that this is only an additional security measure which banks use to obtain your explicit consent before executing your transfer order. In case your bank contacts you, be sure to confirm that you want to transfer your funds to Timau.

Now you need to confirm the transaction using your email. If you want to download this statement, click the "Download invoice" button. If you want to close an email, click "Close".

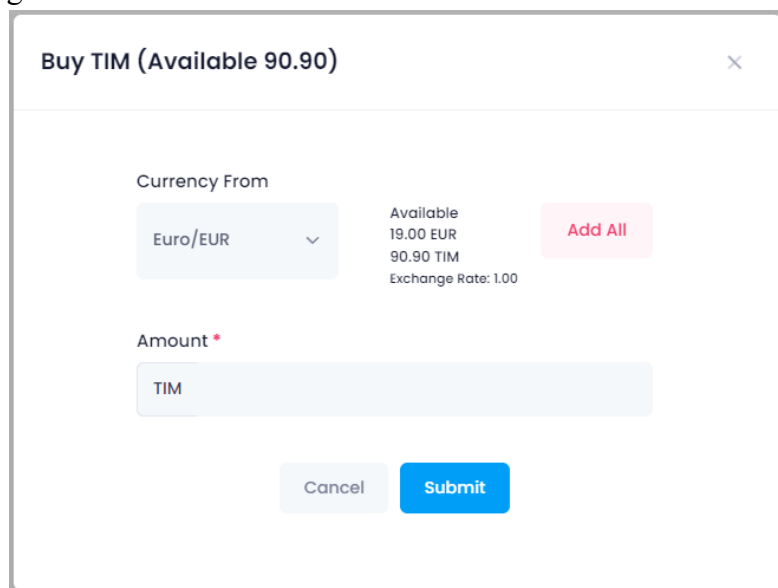
2.3.2 Exchange

In this section you can make an exchange making a transfer from one account to another.



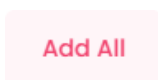
The screenshot shows a dialog box titled "New Exchange" with a close button (X) in the top right corner. Inside the dialog, there are two tabs: "Buy" (selected) and "Sell". Below the tabs, there is a "Currency" dropdown menu set to "Timao/TIM" and an "Amount(TIM)" field set to "90.90". At the bottom of the dialog is a large blue "Continue" button.

At the beginning, you need to choose what you want to do - sell or buy. Next, select the input currency. At the bottom right is the available balance. Click the "Continue" button.



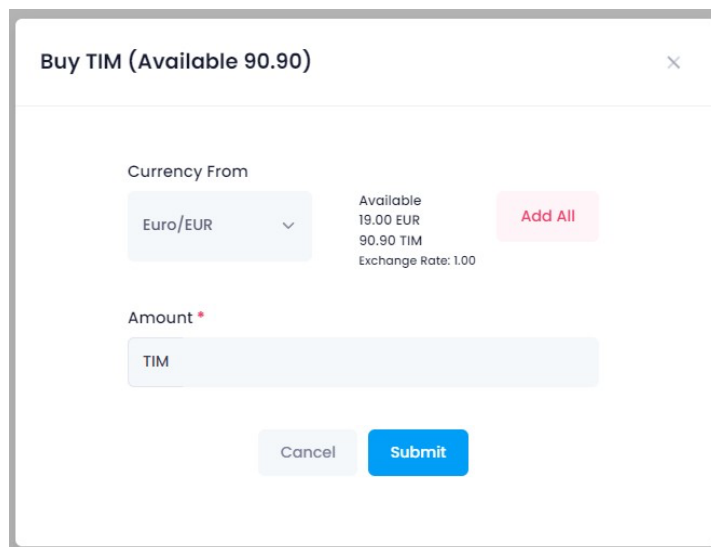
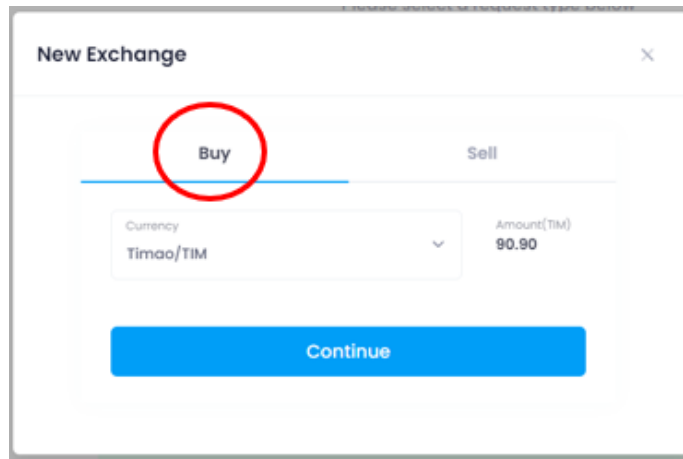
The screenshot shows a dialog box titled "Buy TIM (Available 90.90)" with a close button (X) in the top right corner. Inside the dialog, there is a "Currency From" dropdown menu set to "Euro/EUR". To the right of the dropdown, it displays "Available 19.00 EUR 90.90 TIM" and "Exchange Rate: 1.00". There is a pink "Add All" button next to the available balance information. Below this, there is an "Amount" field with a red asterisk, containing the text "TIM". At the bottom of the dialog are "Cancel" and "Submit" buttons.

In the "Amount" field you need to write an amount you decided to sell/buy. To add to the "Amount" all available funds in your account, press "Add all".

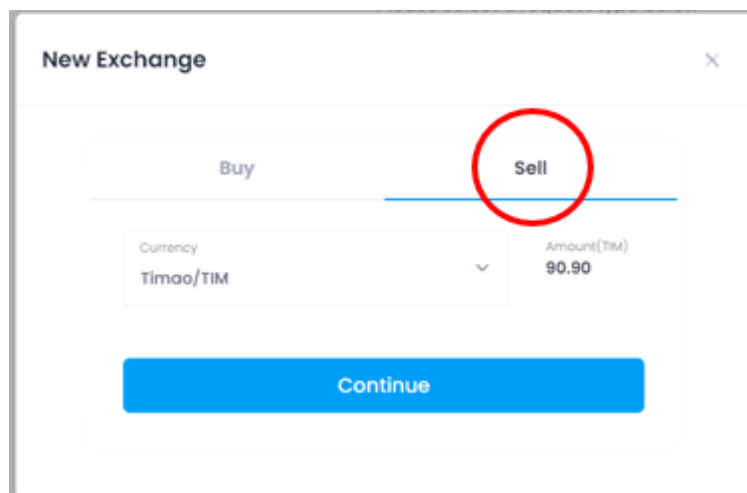


Let's look at the examples:

Option №1. Making an exchange through a purchase. To do this, you need to stay in the "Buy" tab and select the currency you want to buy. For example, TIM. When the next window opens, you will need to enter the TIM amount you want to buy.



Option №2. There is also another option how to make a deal. To do this, you need to go to the "Sell" tab and select the currency you want to sell. For example, TIM. When the next window opens, you will need to enter the TIM amount you want to sell.



Sell TIM (Available 90.90) [X]

Currency To
Euro/EUR [v]

Available
19.00 EUR
90.90 TIM
Exchange Rate: 1.00

[Add All]

Amount *
TIM

[Cancel] [Submit]

2.3.3 Withdrawal

Using this function you can withdraw funds from Timau Space account to your bank account. Thus, money can only be withdrawn from the Euro account.

To appear the account in this tab, you must add it in the settings. If you do not have it at the moment, you can create. Click on the "Add withdrawal wallet" button.

[Add new wallet]

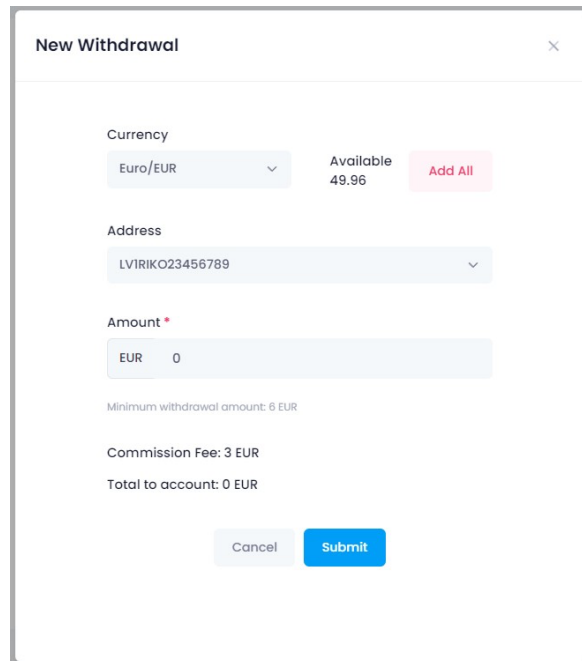
Add bank account [X]

Bank account *

Add bank account for withdrawal

[Cancel] [Submit]

In the "Currency" field, you must select the currency you want to withdraw. The available balance is displayed in the Available column. The next step is the account selection to which you want to withdraw funds. In the "Amount" field you need to specify the withdrawal amount. To add all available funds for the withdrawal, click "Add all available".



New Withdrawal ✕

Currency
Euro/EUR ▼ Available 49.96 Add All

Address
LVIRIKO23456789 ▼

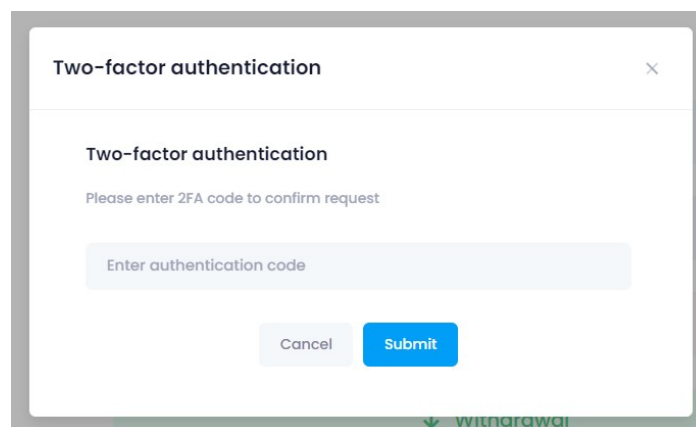
Amount*
EUR 0

Minimum withdrawal amount: 6 EUR

Commission Fee: 3 EUR
Total to account: 0 EUR

Cancel Submit

The last step: enter the code from Google Authenticator, then click "Submit."



Two-factor authentication ✕

Two-factor authentication

Please enter 2FA code to confirm request

Enter authentication code

Cancel Submit

↓ withdrawal